

Human LILRB3/CD85a/ILT5 Protein

Cat. No. LIL-HM4B3

Description

Source	Recombinant Human LILRB3/CD85a/ILT5 Protein is expressed from HEK293 with His tag and Avi tag at the C-Terminus. It contains Gly24-Glu443.
Accession	O75022-1
Molecular Weight	The protein has a predicted MW of 50 kDa. Due to glycosylation, the protein migrates to 60-72 kDa based on Bis-Tris PAGE result.
Endotoxin	Less than 1EU per μg by the LAL method.
Purity	> 95% as determined by Bis-Tris PAGE > 95% as determined by HPLC

Formulation and Storage

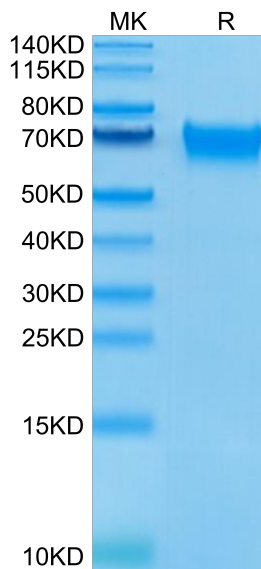
Formulation	Lyophilized from 0.22 μm filtered solution in PBS (pH 7.4). Normally 8% trehalose is added as protectant before lyophilization.
Reconstitution	Centrifuge the tube before opening. Reconstituting to a concentration more than 100 $\mu\text{g}/\text{ml}$ is recommended. Dissolve the lyophilized protein in distilled water.
Storage	-20 to -80°C for 12 months as supplied from date of receipt. -80°C for 3 months after reconstitution. Recommend to aliquot the protein into smaller quantities for optimal storage. Please minimize freeze-thaw cycles.

Background

Leukocyte immunoglobulin-like receptor subfamily B (LILRB3), also known as ILT5, LIR3, and CD85a, is an immunoglobulin superfamily member that is involved in immune regulation. Subfamily B members have cytoplasmic immunoreceptor tyrosine-based inhibitory motifs (ITIMs) that inhibit signaling events via phosphatase SHP-1. LILRB3 may act as receptor for class I MHC antigens. Becomes activated upon coligation of LILRB3 and immune receptors, such as FCGR2B and the B-cell receptor.

Assay Data

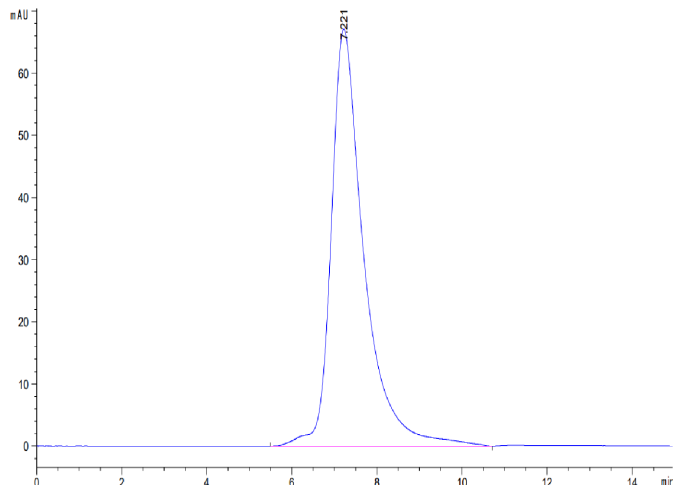
Bis-Tris PAGE



Human LILRB3 on Bis-Tris PAGE under reduced condition. The purity is greater than 95%.

SEC-HPLC

Assay Data

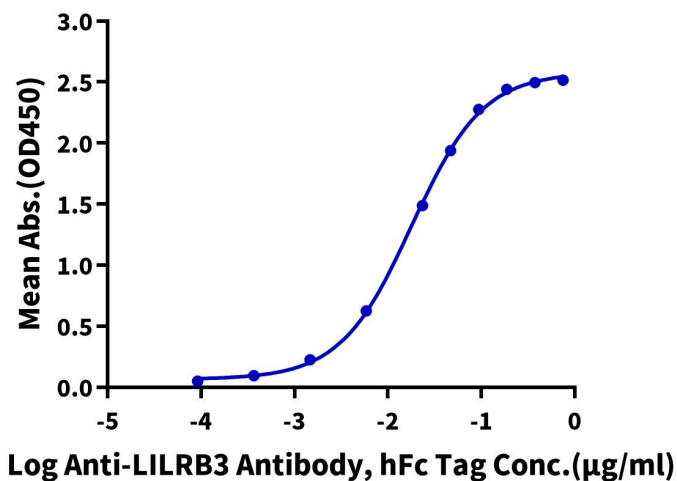


The purity of Human LILRB3 is greater than 95% as determined by SEC-HPLC.

ELISA Data

Human LILRB3, His Tag ELISA

0.5µg Human LILRB3, His Tag Per Well



Immobilized Human LILRB3, His Tag at 5µg/ml (100µl/well) on the plate. Dose response curve for Anti-LILRB3 Antibody, hFc Tag with the EC50 of 12.5ng/ml determined by ELISA (QC Test).